



## SupraLED Series

External lighting



The SupraLED is a high performance area light using LED optics to illuminate large car parking areas. It is also designed as an LED replacement for VeeLite's long established and popular Supralite Car park luminaire, typically on a 1 for 1 basis.

For new Projects, typically 1 fitting will illuminate 112 parking spaces, or an area of 50M x 50M. Minimise column clutter (by maximising spacings). Wattages to 420w LED. Symmetric and asymmetric version.

**Construction:** Die Cast aluminium, flat glass optics (ie. no uplight). IP65.

**Access:** Modules and Driver are serviceable for maintenance or future upgrade.

**LED Module:** 420w LED.

Lifetime: L70/B10\*

15°C - 100,000 hours

25°C - 100,000 hours

35°C - 96,000 hours

\* ie. At Least 90% of the LED modules are producing 70% Lumen output.

**Driver:** For 420w version - 3 Drivers.

Lifetime (<10% failures)

15°C - 100,000 hs

25°C - 100,000 Hrs

35°C - 100,000 Hrs

**Driver:** Is fitted within top of Column or in integral gear compartment.

**Installation:** Via integral Mastfitter - Spigot size: 90mm.

**LED:** 80w to 420w LED. 4K.

3K or 5K on request.

**Finish:** Grey RAL 9006 as standard. Other colours on request.


**Options:** Area or streetlight optics, DALI, Bi-Level and 1-10v Dimming, Photocell.

**Manufactured:** Ireland.


**Product Compliance:** EN 60598; CE.



Type 1 - Single



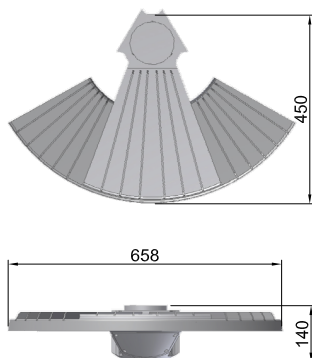
Type 2 - Twin



Type 3 - Triple

## DIMENSIONS

Type 1 - Single - Remote Gear



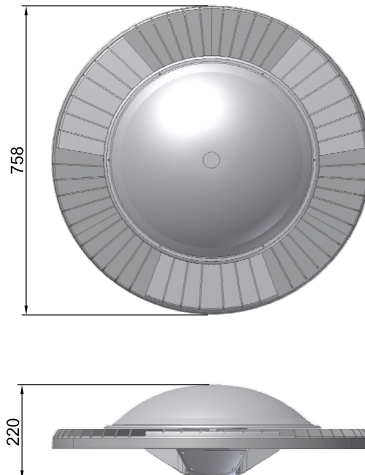
Weight: 14kg  
Windage: 0.040m<sup>2</sup>

Type 2 - Twin - Remote Gear



Weight: 22kg  
Windage: 0.052m<sup>2</sup>

Type 3 - Triple - Integral Gear

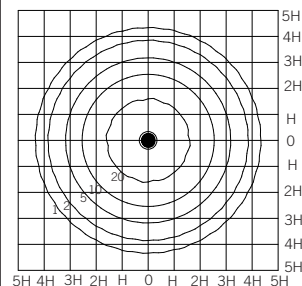


Weight: 34kg  
Windage: 0.088m<sup>2</sup>

All Dimensions in mm

## APPLICATION GUIDE

SupraLED  
420w LED 4K  
8m Height  
Contours in Lux  
M. Factor = 0.90



## ORDERING CODE


Code	Wattage	Type	Description
<b>Single Head Arrangement</b>			
5SPL00111	80w LED	1	SupraLED Asymmetric 80w LED, Single Head Arrangement, Pole Mounted Gear
5SPL00121	110w LED	1	SupraLED Asymmetric 110w LED, Single Head Arrangement, Pole Mounted Gear
5SPL00131	140w LED	1	SupraLED Asymmetric 140w LED, Single Head Arrangement, Pole Mounted Gear
<b>Twin Head Arrangement</b>			
5SPL00211	160w LED	2	SupraLED Symmetric 160w LED, Twin Head Arrangement, Pole Mounted Gear
5SPL00221	220w LED	2	SupraLED Symmetric 220w LED, Twin Head Arrangement, Pole Mounted Gear
5SPL00231	280w LED	2	SupraLED Symmetric 280w LED, Twin Head Arrangement, Pole Mounted Gear
<b>Triple Head Arrangement</b>			
5SPL00311	240w LED	3	SupraLED Symmetric 240w LED, Triple Head Arrangement, Integral Gear Housing
5SPL00321	330w LED	3	SupraLED Symmetric 330w LED, Triple Head Arrangement, Integral Gear Housing
5SPL00331	420w LED	3	SupraLED Symmetric 420w LED, Triple Head Arrangement, Integral Gear Housing

## OPTIONS

RAL: Pls Specify  
5K: 5000K Colour Temp.  
DALI: DALI  
1-10V: 1-10v Dimming  
BD: Bi-Level (50%) Dimming  
PC: Photocell



Easy Access Control Gear



Serviceable Luminaire Modules



Fins for Cooler Operation