

# AGORA

## & AGORA DE PARAPET

### UN CLASSIQUE INTEMPOREL

Alliant motifs géométriques et floraux, le mât Agora est un « classique » s'inscrivant dans la continuité d'une esthétique intemporelle. Sa base signée d'un écusson finement détaillé assoie sa verticalité et sa personnalité.

- Existe en version spéciale pour parapet ou muret
- Fabriqué en fonte d'acier
- Raccord 3/4" GAZ mâle en tête de mât pour luminaire ou fixation console en top sur demande

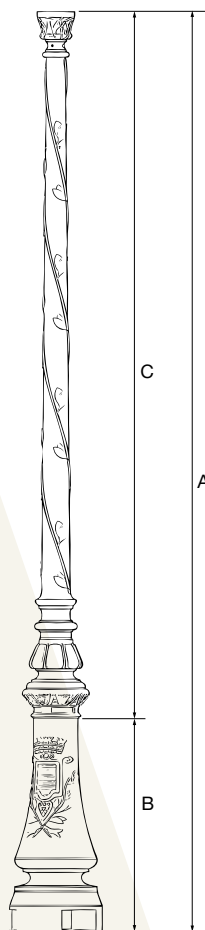
### TIMELESS CLASSIC

Blending floral and geometric motifs, the Agora mast is a "classic" representing the continuity of timeless esthetics. Featuring a finely detailed coat-of-arms, its base further emphasizes its verticality and personality.

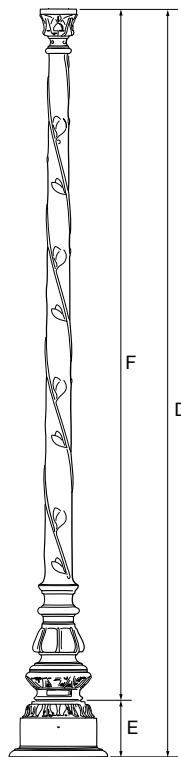
- Available in a special version for parapets and low walls
- Made of cast steel
- Post-top 3/4" BSPT male coupling for luminaire or post-top bracket fixation on request



Mise à jour | Update : 10/09/18

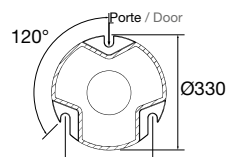


AGORA



AGORA DE PARAPET / PARAPET AGORA

ENTRE-AXES / CENTER TO CENTER



251  
Semelle 3 tiges  
Base plate  
with 3 anchor bolts

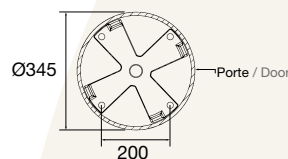


Tige 16/14 x 300  
Anchor bolt 16/14 x 300


ENTRE-AXES 200X200 (EN OPTION / OPTION)



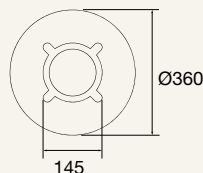
Entre-axes 200 x 200  
Center to center  
200 x 200



200  
Semelle 4 tiges  
Base plate  
with 4 anchor bolts



Tige 16/14 x 300  
Anchor bolt 16/14 x 300



145  
Semelle parapet  
Parapet base plate



Tige 16/14 x 300  
Anchor bolt 16/14 x 300

DIMENSIONS (mm) / DIMENSIONS (mm)		AGORA				DIMENSIONS (mm) / DIMENSIONS (mm)		AGORA DE PARAPET / PARAPET AGORA			
A	Réf. / Ref.	2900	290	3200	320	D	Réf. / Ref.	2350	235	2650	265
B		750*		750*		E		200		200	
C		2150		2450		F		2150		2450	
Porte / Door		280 x 80		280 x 80							

\*B = 870 avec l'option entre-axes 200 x 200 / 870 with center to center option 200 x 200

PROPOSITIONS D'ENSEMBLES / SUGGESTIONS OF ENSEMBLES



AGORA 290  
NEPTUNE  
CARROS 656

AGORA 320  
VENCE 638

AGORA 265  
MERCURE  
ST JEANNET 640

AGORA 235  
ANTIBOISE  
SOPHIA 638

AGORA 320  
NEPTUNE  
MONACO 638

AGORA 320  
ALCIDE  
SOPHIA 638